

CLEARVIEW CHURCH OF SHREVEPORT

KIDSVIEW

FEBRUARY 7TH, 2020 | WEEK 1

Today's Bible Story: *Jesus loves me. Jesus and the Children • Luke 18:15-16*

Memory Verse: *"A friend loves at all times." Proverbs 17:17, NIV*

Key Question: *Who loves you?*

Bottom Line: *Jesus loves me.*

Basic Truth: *Jesus wants to be my friend forever.*

STARTER ACTIVITY

Find The Children

What You Need: "People" Activity Page; glue sticks; scissors; and paper plates

What You Do:

Before Activity: Pass out one set for each child. Have the children cut out each circle with their parents help and color accordingly. Glue each picture to a paper plate. Spread the plates out on the table, picture side down.

During Activity: Have children flip over the plates to find the children. Repeat as long as desired.

After Activity: Talk about how we'll hear a story about Jesus and the children.

What You Say:

Before Activity: "Let's play a game with these plates on the table."

During Activity: "Flip all the plates over. (Pause.) What do you see? (Pause.) When you find the children lets race to raise them up in the air (Pause.) Super! Let's spread them out and do it again." (Repeat as long as desired.)

After Activity: "Today, we'll hear a story about some really important people who went to see Jesus."

BIBLE STORY

Before Video: Are you ready to hear a true story straight from the Bible? (Pause) Me too! Let's go visit Ollie and our friends at the Clubhouse to hear our story today."

PLAY VIDEO & MEMORY VERSE VIDEO

“YOU are important to Jesus. He loves you and wants to be your friend forever. When I ask, ‘Who loves you?’, I want you to say, **[Bottom Line] ‘Jesus loves me!’** Got it? Who loves you?”

All Together Say: [Bottom Line] “Jesus loves me!”

Leader or Parent: “Who loves you?”

All Together Say: [Bottom Line] “Jesus loves me!”

Leader or Parent: “Yes, He does! Jesus loves you, and Jesus loves me, SO MUCH! “Okay friends, it’s time to pray. Let’s close our eyes and talk to Jesus right now.”

Prayer: “Jesus, thank You for the way You told the children to come to You because children are IMPORTANT to You. Thank You for loving us, always. We love You Jesus. Amen.”

FOLLOW UP ACTIVITY

Friends in the Sandbox

What You Need: “Friends in the Sandbox” Activity Page, and crayons

What You Do:

Before Activity: Hand out a “Friends in the Sandbox” paper, one per child.

During Activity: Encourage children to draw their friends in their sandbox.

What You Say:




Before Activity: “Look at the great big sandbox on your paper. (Pause.) There’s room for lots of friends!”


During Activity: “Draw all of your friends in the sandbox. (Pause.) Tell me who’s playing in the sandbox with you. (Write the names in the blanks.) It’s fun to play in the sand with friends!”

After Activity: “Jesus loves all the little children. Jesus loves (say each child’s name)! Who loves you? **[Bottom Line] Jesus loves me.**”

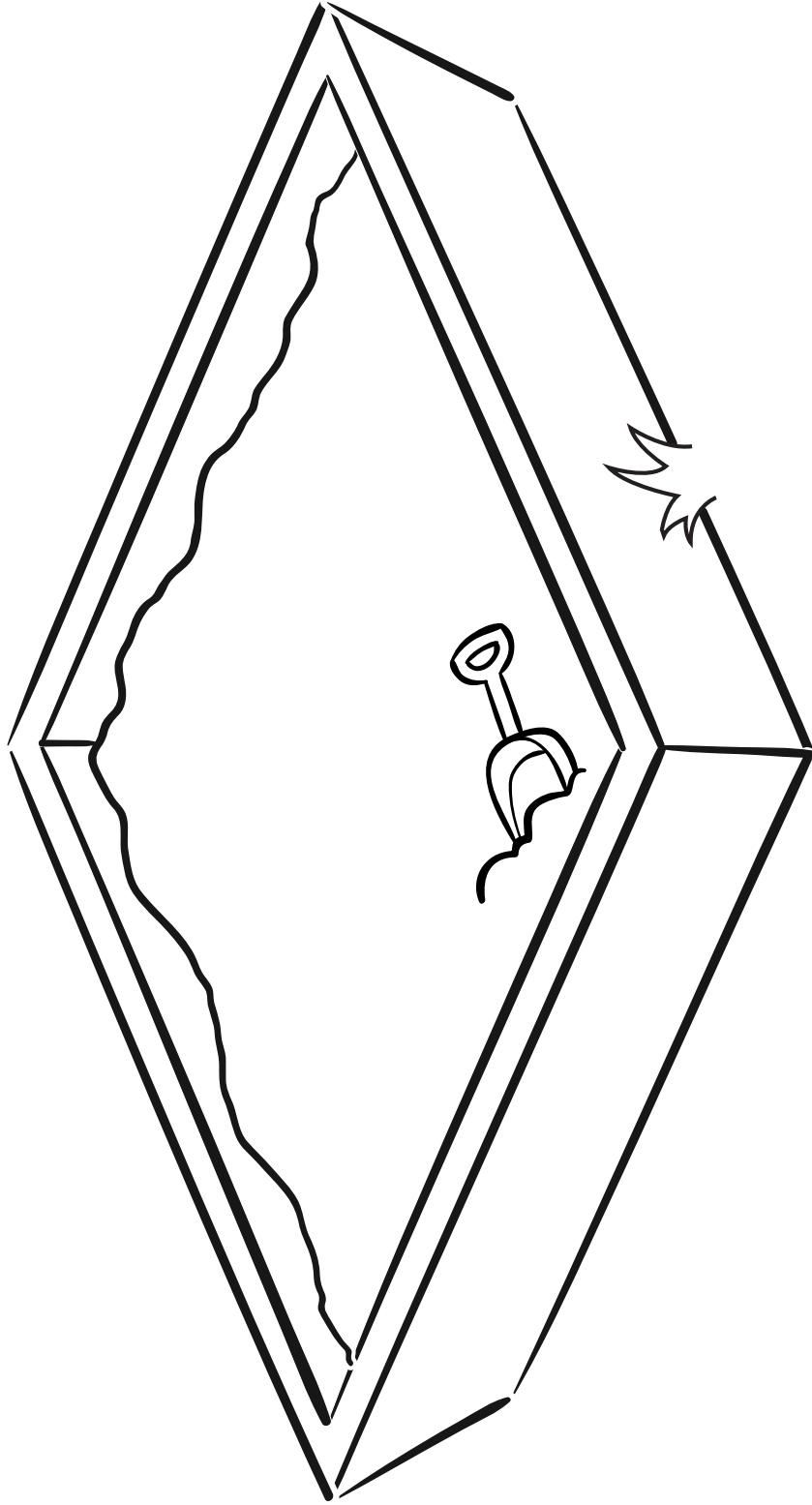
Attached down below is a picture related to today’s Bible Story for your child to color if they would like. If they bring it to church or a parents sends Ms. Ally a picture then they will receive points for the Red Team!!

RED TEAM | WEEK 1





Jesus loves the children.



Jesus loves me and _____ and _____.